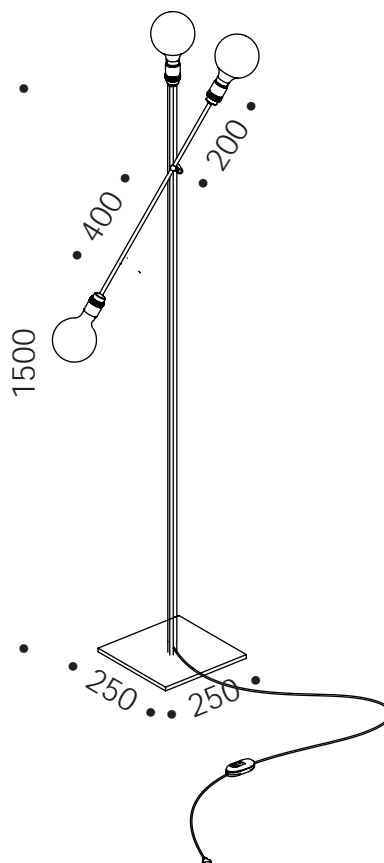


DESIGN RENZO SERAFINI

Idea



IP20



DESCRIZIONE DESCRIPTION

corpo in ferro
acidatura chiara, un
portalampada fisso
e due orientabili,
dimmer per lampade
a LED

light etching iron
stem, fixed holder, 2
holder on adjustable
horizontal element,
dimmer included

LAMPADA/ATTACCO
LAMP / LAMP HOLDER
E27 230V

COD. ART.30.002

FINITURA acidatura chiara / light etched

MATERIALE ferro / iron

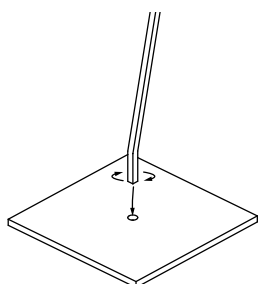
*lampadina LED non inclusa
*LED bulb not included

Renzo Serafini

DESIGN RENZO SERAFINI

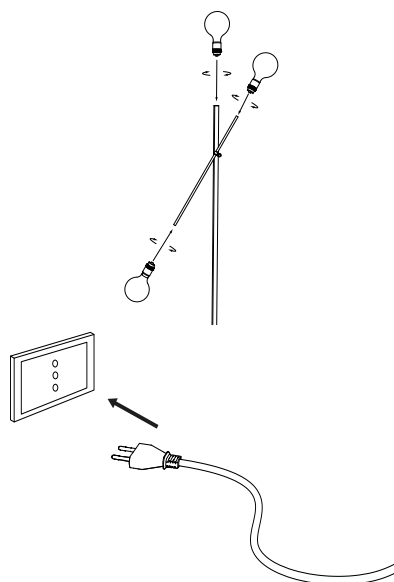
Idea

ISTRUZIONI DI MONTAGGIO
ASSEMBLY INSTRUCTION



①

avvitare lo stelo nell'apposito foro filettato della base in ferro
screw the stem into the threaded hole of the iron base

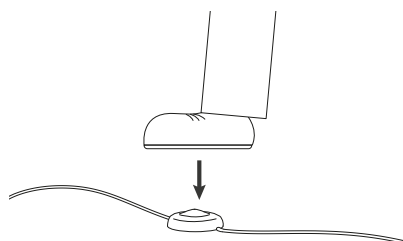


②

avvitare le lampadine ai portalampada
screw the bulbs to the lampholders

③

inserire la spina di alimentazione nella presa di corrente 230V
insert the power plug into the 230V socket



④

spingere il comando dimmer a piede per accendere la lampada
push the foot dimmer button to switch on the lamp

Renzo Serafini