


TUBO DI LUCE

10.040



IP20



lampada in ottone spazzolato con policarbonato satinato di varie misure, lampadina LED inclusa, cavo in tessuto

pendant lamp/ brushed brass, satinized polycarbonate, LED bulb included, fabric cable

ATTACCO • LAMP HOLDER

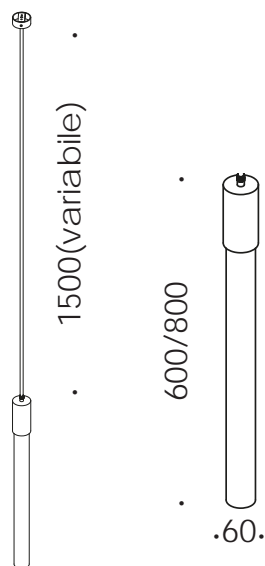
 GU10

tensione di alimentazione • supply voltage 230V

SORGENTE LUMINOSA • LIGHT SOURCE

potenza • power 7 W
lumen • lumen 510 lm
temperatura colore • colour temperature 2700°K

***lampadina LED inclusa • *LED bulb included**



CARATTERISTICHE FISICHE • PHYSICAL CHARACTERISTICS

materiale • material
 ottone, tessuto / brass, fabric

finitura • finish
 ottone spazzolato, cavo nero / brushed brass, black cable

materiale diffusore • diffuser material
 policarbonato / polycarbonate

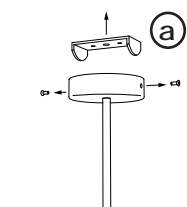
finitura diffusore • diffuser finish
 satinato / satin

Classe Energetica / Energy Label F

TUBO DI LUCE

istruzioni di montaggio • assembly instruction

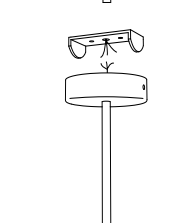
[disattivare l'alimentazione di rete prima di iniziare l'installazione]
[switch off the mains supply before starting the installation]



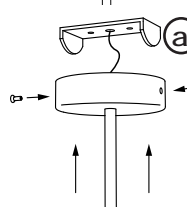
- 1 **svitare le viti e fissare a soffitto la base 'a'**
undo the screws and fix the base 'a' to the ceiling



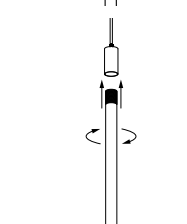
- 5 **Alimentare con 230V**
Power with 230V



- 2 **Eseguire il cablaggio con alimentazione 230V.**
Collegare cavo giallo/verde di messa a terra
Do the wiring with 230V.
Connect the yellow/green ground wire



- 3 **Fissare la struttura alla base 'a'.**
Fix the structure to the base 'a'.



- 4 **Inserire il policarbonato decorativo nel cilindro ruotandolo**
Insert the decorative polycarbonate in the cylinder by turning it