

# Imperfetto



IP20

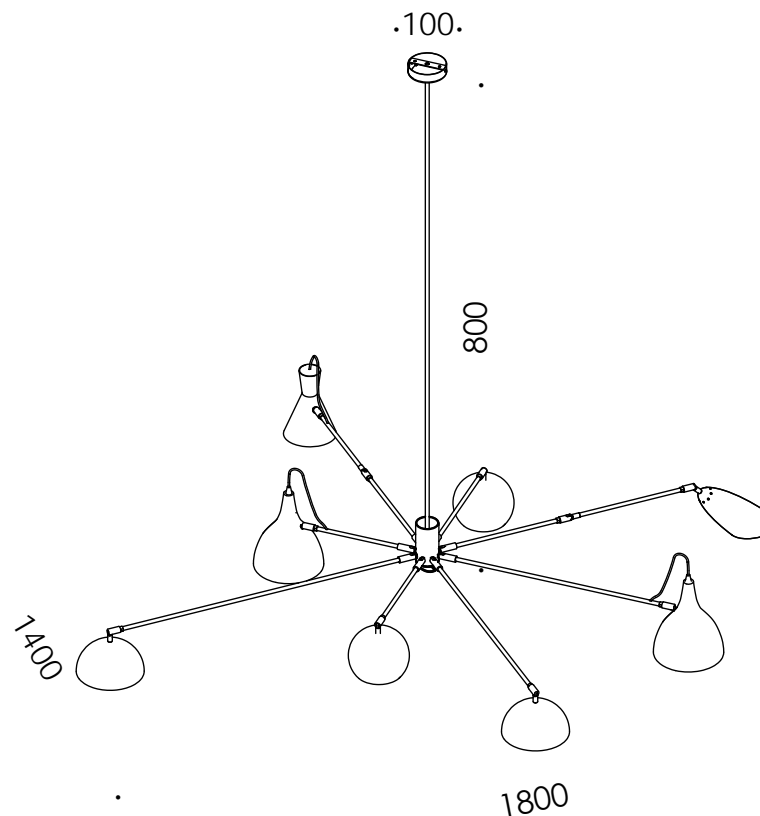
DESIGN RENZO SERAFINI




## DESCRIZIONE DESCRIPTION

corpo in ferro acidato chiaro, 8 cappelli in alluminio di diverse dimensioni ed acidati in varie sfumature con interno in oro aranciato

light etched finish, 8 aluminium hats different from each other, etched orange gold finish



LAMPADA/ATTACCO  
LAMP/LAMP HOLDER

 GU10 230V

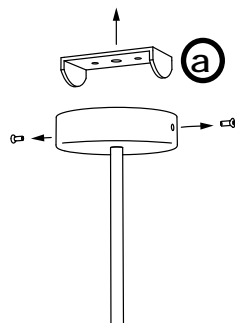
\*lampadina non inclusa  
\*bulb not included

**COD.** ART.10.029  
**FINITURA** acidatura chiara / light etched  
**MATERIALE** ferro, alluminio / iron, aluminum

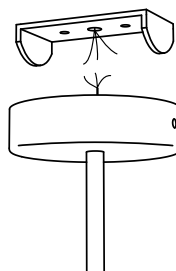
## ISTRUZIONI DI MONTAGGIO ASSEMBLY INSTRUCTION

[disattivare l'alimentazione di rete prima di iniziare l'installazione]

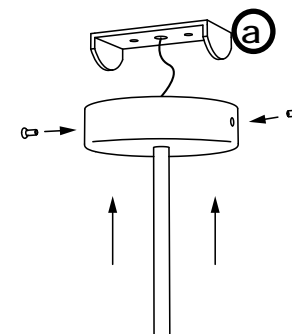
[switch off the mains supply before starting the installation]



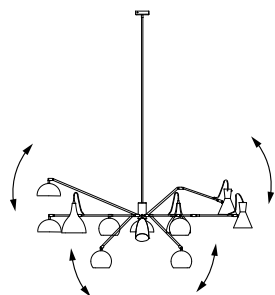
- ① **svitare le viti e fissare a soffitto la staffa 'a'**  
undo the screws and fix 'a' to the ceiling



- ② **eseguire il cablaggio con alimentazione 230V. Collegare cavo giallo/verde di messa a terra**  
do the wiring with 230V power supply. Connect the yellow/green ground wire



- ③ **fissare la struttura ad 'a' ed avvitare le viti laterali**  
fix the structure to 'a' and tighten the side screws



- ④ **inclinare i bracci e cappelli tramite gli snodi su posizione desiderata**  
tilt the arms and hats through the joints to the desired position