
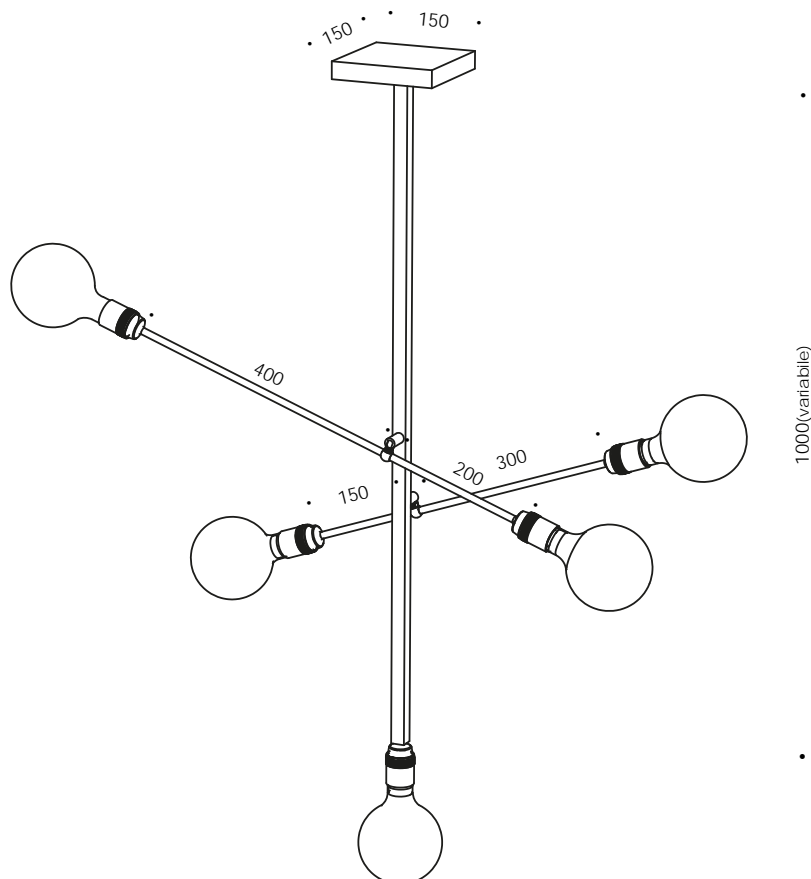


DESIGN RENZO SERAFINI



IP20



DESCRIZIONE DESCRIPTION

corpo in ferro in acidatura chiara, 1 elemento fisso e 2 aste orientabili, basetta di fissaggio a soffitto

light etched, 1 fixed element and 2 adjustable horizontal rods, ceiling square base

*lampadina non inclusa
*bulb not included

LAMPADA/ATTACCO
LAMP/LAMP HOLDER

E27 230V

COD. ART.10.025
 FINITURA acidatura chiara / light etched
 MATERIALE ferro / iron

*lampadina non inclusa
*bulb not included

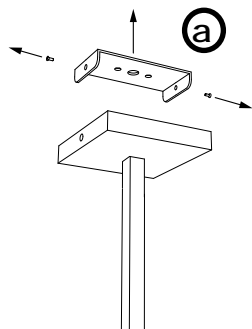
DESIGN RENZO SERAFINI

Idea

ISTRUZIONI DI MONTAGGIO

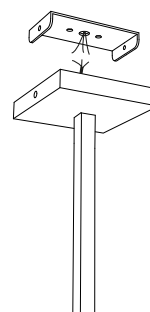
ASSEMBLY INSTRUCTION

[disattivare l'alimentazione di rete prima di iniziare l'installazione]
[switch off the mains supply before starting the installation]



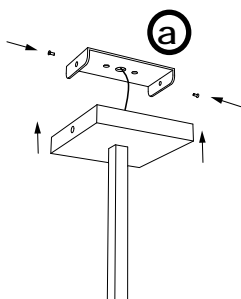
①

svitare le viti e fissare a soffitto la staffa 'a'
undo the screws and fix 'a' to the ceiling



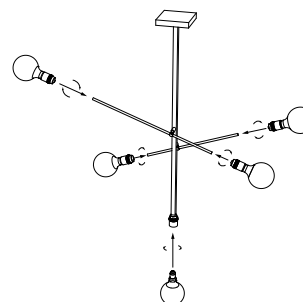
②

eseguire il cablaggio con alimentazione 230V.
Collegare cavo giallo/verde di messa a terra
do the wiring with 230V power supply.
Connect the yellow/green ground wire



③

fissare il corpo lampada ad 'a' ed avvitare le viti laterali
fix the bodylamp to 'a' and tighten the side screws



④

avvitare la lampadine ai portalampada
screw the bulbs to the lampholders

Renzo Serafini