

DESIGN RENZO SERAFINI




DESCRIZIONE DESCRIPTION

corpo in ferro, attacchi E27  
variabili su dimensione piastra  
iron, connection E27 attacks on  
plate

FINITURA ferro nero / black  
iron

MATERIALE ferro / iron

LAMPADA / ATTACCO  
LAMP/ LAMP HOLDER

 E27 230V

\*lampadina non inclusa

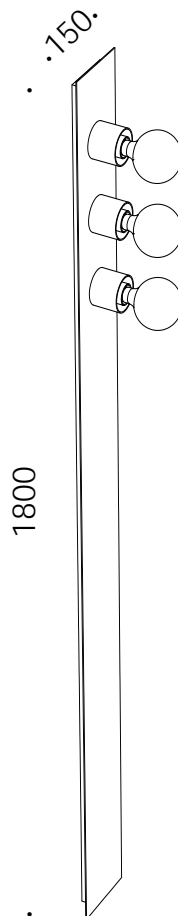
\*bulb not included

# Piastra e27

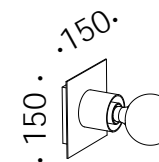
PARETE/SOFFITTO WALL/CEILING



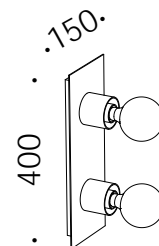
IP20



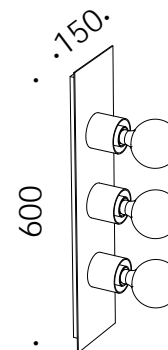
COD.  
ART.70.006.MAXI



COD.  
ART.70.004



COD.  
ART.70.005



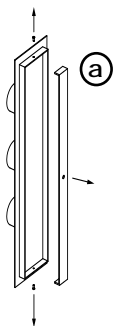
COD.  
ART.70.006

# Piastra e27

## ISTRUZIONI DI MONTAGGIO ASSEMBLY INSTRUCTION

PARETE/SOFFITTO WALL/CEILING

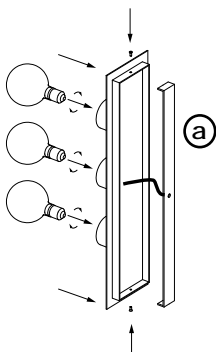
[disattivare l'alimentazione di rete prima di iniziare l'installazione]  
[turn off the mains power before starting the installation]



- 1 **svitare 'a' e fissarla a muro**  
get off 'a' and fix it to the wall



- 2 **eseguire il cablaggio con alimentazione 230V.**  
**Collegare cabo giallo/verde di messa a terra**  
do the wiring with 230V power supply.  
Connect the yellow/green ground wire



- 3 **fissare la struttura ad 'a' e avvitare le lampadine ai portalampada**  
fix the structure to 'a' and screw the bulbs to the lamp holders