

DESIGN RENZO SERAFINI

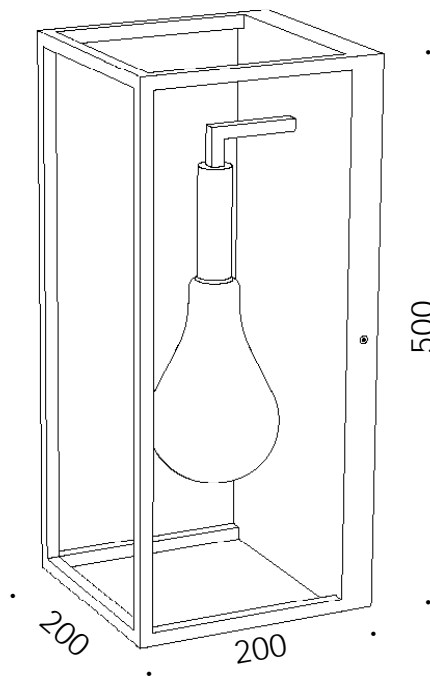
# Brunita riluce

ESTERNO OUTDOOR



## DESCRIZIONE DESCRIPTION

corpo in ferro zincato  
verniciato ferro, LED luce  
calda, vetro decorativo  
forme di pera grande, driver  
incluso da installare remoto.  
iron-colored painted  
galvanized iron, LED warm  
light, decorative glass large  
pear shape, driver included  
for remote installation.



**COD.** ART.70.044.EST  
**FINITURA** verniciato ferro / iron  
painting  
**MATERIALE** ferro, alluminio / iron,  
aluminum  
**CLASSE ENERGETICA** F

**LAMPADA / ATTACCO**  
LAMP/ LAMP HOLDER

LED 6W 500mA 2700°K 500 lumen

\* LED integrato

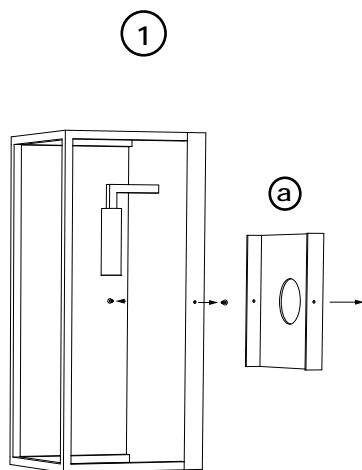
\* built in LED

# Brunita riluce

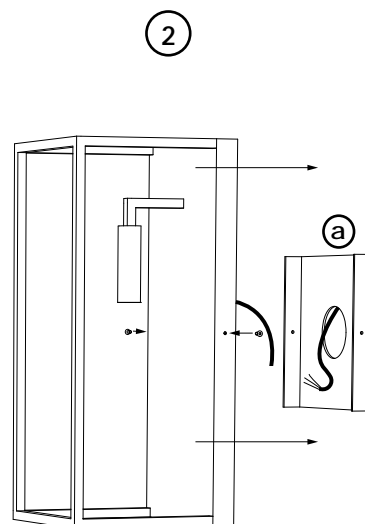
DESIGN RENZO SERAFINI

## ISTRUZIONI DI MONTAGGIO ASSEMBLY INSTRUCTION

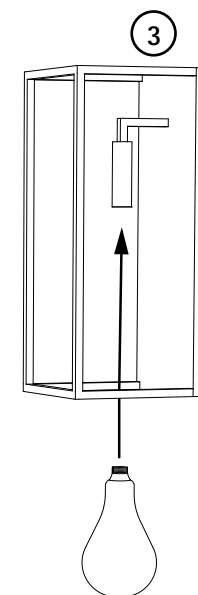
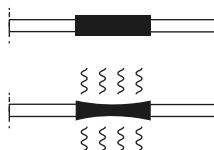
[disattivare l'alimentazione di rete prima di iniziare l'installazione]  
[turn off the mains power before starting the installation]



**svitare 'a' e fissarla a muro**  
get off 'a' and fix it to the wall



**Eseguire il cablaggio rispettando la polarità +/-, scaldare la giunzione per renderla stagna. Installare driver remoto a 230V.**  
Do the wiring respecting +/- polarity; insert the cable in the appropriate joints, heat the joint to make it watertight. install 230V remote driver.



**Avvitare il vetro decorativo al cilindro LED**  
Screw the decorative glass to the LED cylinder