

# LEI

## 50.014

### SCHEDA TECNICA

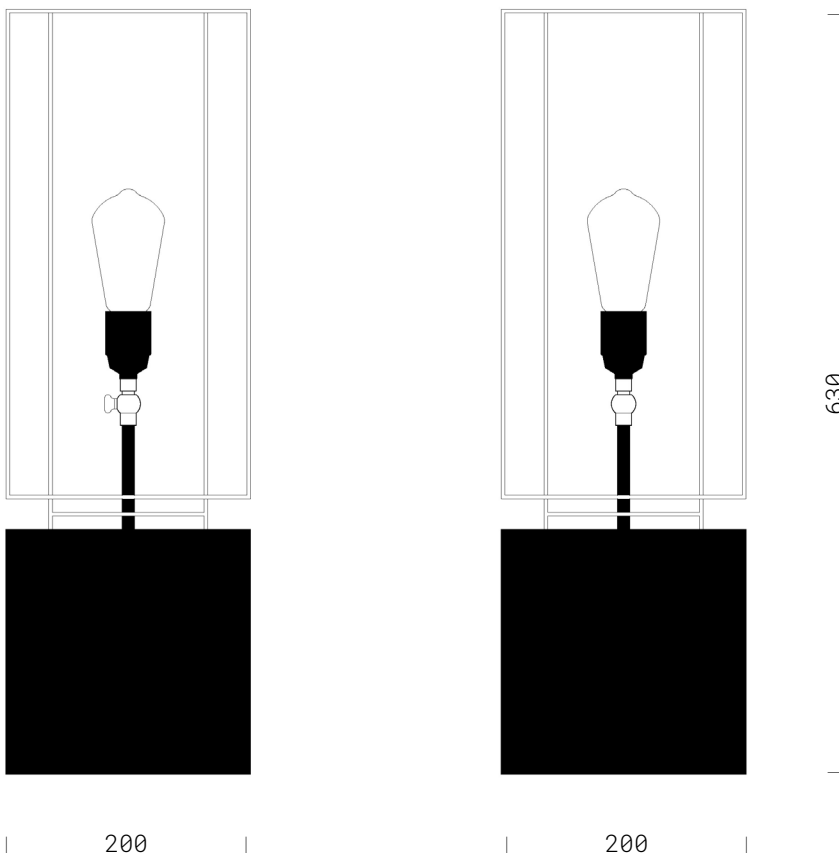
### DATASHEET

Corpo in acciaio,  
basamento in legno  
di ulivo, lampadina  
esclusa.

*Steel structure, wooden  
olive base, bulb not  
included.*

CE IP20




Voltage	Source	Watt	Lumen	CRI	Kelvin	Light beam
220-240V	E27 dimm	MAX 60W	-	-	-	-



*Renzo Serafini*<sup>®</sup>

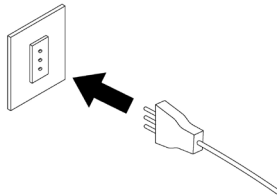
RENZO SERAFINI

RENZO SERAFINI SRL  
VIA ENZO FERRARI 13/A  
47843 MISANO ADRIATICO (RN) ITALY  
TEL +39 0541 1613505  
WWW.RENZOSERAFINI.IT  
COMMERCIALE@RENZOSERAFINI.IT  
INSTAGRAM @RENZOSERAFINI


Corpo/Body	Riflettore/Reflector	Particolari/Details
 Acidatura scura Dark etched	-	 Ottone naturale Natural brass  Ottone brunito Burnished brass

---

**ISTRUZIONI DI MONTAGGIO**  
ASSEMBLY INSTRUCTION



- 1. inserire la spina di alimentazione in presa di corrente**  
insert the power plug into the power outlet



- 2. premere il pulsante per accendere la lampada; mantenere il dito sul pulsante per variare l'intensità luminosa**  
touch the button to switch on the lamp; keep on the finger to change the light intensity

*Renzo Serafini*®

RENZO SERAFINI

RENZO SERAFINI SRL  
VIA ENZO FERRARI 13/A  
47843 MISANO ADRIATICO (RN) ITALY  
TEL +39 0541 1613505  
WWW.RENZOSERAFINI.IT  
COMMERCIALE@RENZOSERAFINI.IT  
INSTAGRAM @RENZOSERAFINI