

# Mono minal

Esstisch

Design  
ASCO / Götz Ladendorf

Leitmotiv  
Architektur

Weniger ist in diesem Fall nicht mehr – sondern schlicht und einfach nicht möglich. Die asymmetrisch positionierte, sehr dünne minimalistische Stahlwange des Mono minal aus der Feder des Designers Götz Ladendorf bestimmt das puristische Design dieses imposanten Esstisches. Das Schwert ist bündig und unauffällig mit der schweren Bodenplatte verschweißt. Der Mono minal ist optimal für Sitzbänke und Eckbanklösungen geeignet und ist ein hochwertiger zeitloser Tisch.

In this case, less is not more - but simply not possible. The asymmetrically positioned, very thin, minimalist steel cheek of the Mono minal, designed by Götz Ladendorf, determines the purist design of this impressive dining table. The sword is flush and inconspicuously welded to the heavy base plate. The Mono minal is ideally suited for benches and corner bench solutions and is a high-quality timeless table.



↑ HIDE SURFACES AND DIMENSIONS

Laminated ASCO table tops (multiplex) are manufactured in a thickness of 28mm. Birch wood layers are glued lengthwise and crosswise. The layered top is then veneered in the desired solid wood, brushed with open pores and oiled once. A 6 cm thick end-grain glue is applied to the long and short sides in the matching solid wood, which also allows the individual selection of ASCO table edges and corners.


thickness  
~1"

height  
~29.5"

dimensions  
~78.7 x 39.4"  
~86.6 x 39.4"  
~94.5 x 39.4"



Natural oak, oiled



Oak black stained, lacquered



Natural walnut, oiled



Natural walnut black, oiled



Natural oak bianco, oiled



Natural oak white, oiled

↑ HIDE SURFACES AND DIMENSIONS

Board-glued ASCO table tops are made of individual continuous 8-15 cm wide solid wood slats glued together lengthwise. The woods are carefully sorted and selected, creating a naturally balanced character and giving the solid wood table top its harmonious overall appearance. Viewed from the front, alternating horizontal and vertical annual rings are visible, which show an attractive wave pattern.

thickness  
~1.6"

height  
~29.9"

dimensions  
~78.7 x 39.4"  
~86.6 x 39.4"  
~94.5 x 39.4"  
~102.4 x 39.4"  
~110.2 x 39.4"  
~118.1 x 39.4"



Natural oak, oiled



Natural walnut, oiled



Natural walnut black, oiled



Natural oak bianco, oiled



Natural oak white, oiled




Natural core ash, oiled




Natural core ash white, oiled




Natural elm, oiled



Natural smoked oak, oiled



Natural smoked oak grey, oiled



Natural smoked oak black, oiled



Burned oak black, brushed with texture, oiled



Traditionally brushed and, if desired, burnt, oiled or pigmented surface. The natural wood features of the RohDesign solid wood tabletop, glued from three planks, are strongly emphasised by hand. Sapwood is removed, while natural features such as swirls in the wood and knots are particularly emphasised. Dry cracks are very likely here. Each raw design panel is hand-hammered with an axe according to traditional craftsmanship. RohDesign solid wood qualities are textured brushed and oiled in 2 mm relief depth.

thickness  
~2.4"

height  
~30.7"

dimensions  
~78.7 x 39.4"  
~86.6 x 39.4"  
~94.5 x 39.4"  
~102.4 x 39.4"  
~110.2 x 39.4"  
~118.1 x 39.4"



Natural oak, brushed with texture, oiled



Burned oak black, brushed with texture, oiled



Natural smoked oak, brushed with texture, oiled


#### RohDesign cross-cut wood

A look into the soul of the tree. End-grain or face-grain is the term used to describe the areas of wood cut at right angles to the longitudinal axis, which show the annual rings as circles or circle segments. The liveliness of the elegant, expressive solid wood top made of 6 cm thick end-grain blocks in variable sizes is shown in the oak cubes cut lengthwise with a view of the annual rings. The individual elements are glued together and processed into a sustainable end-grain slab.


thickness  
~2.4"

height  
~30.7"


dimensions  
~78.7 x 39.4"  
~86.6 x 39.4"  
~94.5 x 39.4"  
~102.4 x 39.4"  
~110.2 x 39.4"  
~118.1 x 39.4"



Natural oak, brushed with texture, oiled



Burned oak black, brushed with texture, oiled



Natural smoked oak, brushed with texture, oiled

All products are made to order in our Westphalian manufactories. This type of production enables us to fulfil technically feasible special requests.

## Rustical



Baumkante naturbelassen, geschliffen  
Tree edge sanded

## RohDesign



Baumkante handbeschlagen  
Tree edge handmade

1



Gerade  
Straight

2.1



Abgeschrägt  
Bevelled

2.2



Abgeschrägt  
Bevelled

3



Gerundet  
Rounded

4



Abgerundet  
Rounded

6



Gefast + gerundet  
Chamfered + rounded

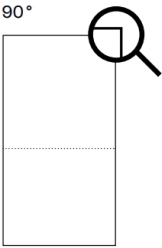
7



Gefast  
Chamfered

All products are made to order in our Westphalian manufactories. This type of production enables us to fulfil technically feasible special requests.

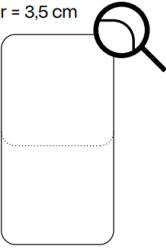
A



90° Ecken  
90° Edges

Rechteckig bzw. quadratisch  
Rectangular or square

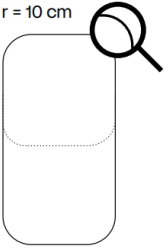
B



Abgerundete Ecken, Radius 3,5 cm  
Rounded corners, radius 3.5 cm

Rechteckig bzw. quadratisch  
Rectangular or square

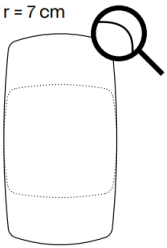
C



Abgerundete Ecken, Radius 10 cm  
Rounded corners, radius 10 cm

Rechteckig bzw. quadratisch  
Rectangular or square


D



Kissenform, Radius 7 cm  
Pillow shape, radius 7 cm

Rechteckig bzw. quadratisch  
Rectangular or square


E



Rund  
Round

Gestellabhängig möglich  
Possible depending on the frame

F



Elliptisch  
Elliptical

Gestellabhängig möglich  
Possible depending on the frame



