

Esstisch

Design
Studio Brüll + Nolte

Durch ihre geometrische Einfachheit verbunden: die rechtwinklig gekreuzten Flachstahlprofile harmonisieren hervorragend mit den runden Tischplatten. Die vom Designstudio Brüll + Nolte gestaltete Kombination kontrastreicher Materialien wie Massivholz und Stahl ergibt eine stimmige Einheit. Das Untergestell wächst proportional zum Durchmesser der Tischplatte mit.

Connected by their geometric simplicity: the flat steel profiles crossed at right angles harmonize perfectly with the round table tops. The combination of contrasting materials such as solid wood and steel, designed by the Brüll + Nolte design studio, creates a harmonious whole. The base grows proportionally to the diameter of the tabletop.



Axis round



Ikoniche
Konzepte

Esstisch

Design
Studio Brüll + Nolte



↑ HIDE SURFACES AND DIMENSIONS

Laminated ASCO table tops (multiplex) are manufactured in a thickness of 28mm. Birch wood layers are glued lengthwise and crosswise. The layered top is then veneered in the desired solid wood, brushed with open pores and oiled once. A 6 cm thick end-grain glue is applied to the long and short sides in the matching solid wood, which also allows the individual selection of ASCO table edges and corners.


thickness
~1"

height
~29.5"

dimensions
~78.7 x 39.4"
~86.6 x 39.4"
~94.5 x 39.4"



Natural oak, oiled



Oak black stained, lacquered



Natural walnut, oiled



Natural walnut black, oiled



Natural oak bianco, oiled



Natural oak white, oiled

↑ HIDE SURFACES AND DIMENSIONS

Board-glued ASCO table tops are made of individual continuous 8-15 cm wide solid wood slats glued together lengthwise. The woods are carefully sorted and selected, creating a naturally balanced character and giving the solid wood table top its harmonious overall appearance. Viewed from the front, alternating horizontal and vertical annual rings are visible, which show an attractive wave pattern.

thickness
~1.6"

height
~29.9"

dimensions
~78.7 x 39.4"
~86.6 x 39.4"
~94.5 x 39.4"
~102.4 x 39.4"
~110.2 x 39.4"
~118.1 x 39.4"



Natural oak, oiled



Natural walnut, oiled



Natural walnut black, oiled



Natural oak bianco, oiled



Natural oak white, oiled




Natural core ash, oiled




Natural core ash white, oiled




Natural elm, oiled



Natural smoked oak, oiled



Natural smoked oak grey, oiled



Natural smoked oak black, oiled



Burned oak black, brushed with texture, oiled

Traditionally brushed and, if desired, burnt, oiled or pigmented surface. The natural wood features of the RohDesign solid wood tabletop, glued from three planks, are strongly emphasised by hand. Sapwood is removed, while natural features such as swirls in the wood and knots are particularly emphasised. Dry cracks are very likely here. Each raw design panel is hand-hammered with an axe according to traditional craftsmanship. RohDesign solid wood qualities are textured brushed and oiled in 2 mm relief depth.

thickness
~2.4"

height
~30.7"

dimensions
~78.7 x 39.4"
~86.6 x 39.4"
~94.5 x 39.4"
~102.4 x 39.4"
~110.2 x 39.4"
~118.1 x 39.4"



Natural oak, brushed with texture, oiled



Burned oak black, brushed with texture, oiled



Natural smoked oak, brushed with texture, oiled


RohDesign cross-cut wood

A look into the soul of the tree. End-grain or face-grain is the term used to describe the areas of wood cut at right angles to the longitudinal axis, which show the annual rings as circles or circle segments. The liveliness of the elegant, expressive solid wood top made of 6 cm thick end-grain blocks in variable sizes is shown in the oak cubes cut lengthwise with a view of the annual rings. The individual elements are glued together and processed into a sustainable end-grain slab.


thickness
~2.4"

height
~30.7"


dimensions
~78.7 x 39.4"
~86.6 x 39.4"
~94.5 x 39.4"
~102.4 x 39.4"
~110.2 x 39.4"
~118.1 x 39.4"



Natural oak, brushed with texture, oiled



Burned oak black, brushed with texture, oiled



Natural smoked oak, brushed with texture, oiled

All products are made to order in our Westphalian manufactories. This type of production enables us to fulfil technically feasible special requests.

Rustical



Baumkante naturbelassen, geschliffen
Tree edge sanded

RohDesign



Baumkante handbeschlagen
Tree edge handmade

1



Gerade
Straight

2.1



Abgeschrägt
Bevelled

2.2



Abgeschrägt
Bevelled

3



Gerundet
Rounded

4



Abgerundet
Rounded

6



Gefast + gerundet
Chamfered + rounded

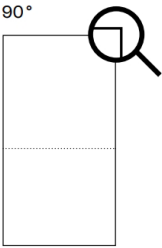
7



Gefast
Chamfered

All products are made to order in our Westphalian manufactories. This type of production enables us to fulfil technically feasible special requests.

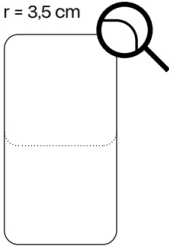
A



90° Ecken
90° Edges

Rechteckig bzw. quadratisch
Rectangular or square

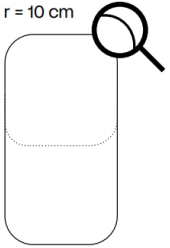
B



Abgerundete Ecken, Radius 3,5 cm
Rounded corners, radius 3.5 cm

Rechteckig bzw. quadratisch
Rectangular or square

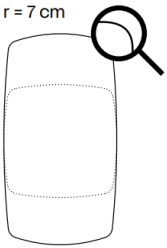
C



Abgerundete Ecken, Radius 10 cm
Rounded corners, radius 10 cm

Rechteckig bzw. quadratisch
Rectangular or square


D



Kissenform, Radius 7 cm
Pillow shape, radius 7 cm

Rechteckig bzw. quadratisch
Rectangular or square

E



Rund
Round

Gestellabhängig möglich
Possible depending on the frame

F



Elliptisch
Elliptical

Gestellabhängig möglich
Possible depending on the frame