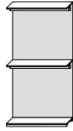


TECNOPOLIS FREE WALK-IN CLOSET

DOORLESS LINEAR MODULE

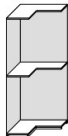
each module includes:
 - 1 structural shelf and 2 rails
 - melamine plinth cover
 module depth:
 - mm. 604-233¼" or 458-18" at the same price

Code	W.	H.	Melamine
M5100F	425-16¾"	2384-93¾"	
M6100F	425-16¾"	2544-100½"	
M7100F	425-16¾"	2896-114"	
M5150F	475-18¾"	2384-93¾"	
M6150F	475-18¾"	2544-100½"	
M7150F	475-18¾"	2896-114"	
M5200F	575-22¾"	2384-93¾"	
M6200F	575-22¾"	2544-100½"	
M7200F	575-22¾"	2896-114"	
M5250F	725-28½"	2384-93¾"	
M6250F	725-28½"	2544-100½"	
M7250F	725-28½"	2896-114"	
M5300F	875-34½"	2384-93¾"	
M6300F	875-34½"	2544-100½"	
M7300F	875-34½"	2896-114"	
M5350F	975-38¾"	2384-93¾"	
M6350F	975-38¾"	2544-100½"	
M7350F	975-38¾"	2896-114"	
M5400F	1175-46¼"	2384-93¾"	
M6400F	1175-46¼"	2544-100½"	
M7400F	1175-46¼"	2896-114"	



DOORLESS CORNER MODULE

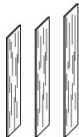
each module includes:
 - 1 corner shelf and two double rails
 - melamine plinth cover



M5A20F	1126-44¾"	2384-93¾"
M6A20F	1126-44¾"	2544-100½"
M7A20F	1126-44¾"	2896-114"

WOODEN SIDE

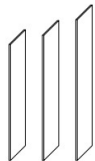
- D. 604-233¼" or 458-18" at the same price



Code	W.	H.	D.	Melamine	Matt Lacquer	Wood
H5D6	25-1"	2384-93¾"	604-233¼"			
H6D6	25-1"	2544-100½"	604-233¼"			
H7D6	25-1"	2896-114"	604-233¼"			

WOOD PARTITION

- D. 604-233¼" or 458-18" at the same price



G155	25-1"	2384-93¾"	604-233¼"
G165	25-1"	2544-100½"	604-233¼"
G175	25-1"	2896-114"	604-233¼"

SIDES - PARTITIONS - SHELVES

ALUMINIUM FRAME SIDE

- D. 604-233¼"
 - Grigio Londra aluminium frame
 - with shelves present add the necessary crosspieces



Code	W.	H.	D.	Grigio Londra
HTC5D6	25-1"	2384-93¾"	604-233¼"	
HTC6D6	25-1"	2544-100½"	604-233¼"	

shelf support crosspiece

TRA06			
--------------	--	--	--

ALUMINIUM THROUGH PARTITION

- D. 604-233¼"
 - Grigio Londra aluminium frame
 - with shelves present add the necessary crosspieces



Code	W.	H.	D.	Grigio Londra
GTC155	25-1"	2384-93¾"	604-233¼"	
GTC165	25-1"	2544-100½"	604-233¼"	

shelf support crosspiece

TRA06			
--------------	--	--	--

SHELF

- D. 512-201⅞" or 366-14¾" at the same price
 - * mandatory reinforcement bracket if the shelf does not rest on an internal partition

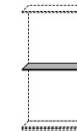
Code	W.	Melamine	Matt Lacquer	Load-Bearing Capacity
FC13	425-16¾"			
FC15	475-18¾"			
FC20	575-22¾"			
FC28	725-28½"			
FC35	875-34½"			
FC40	975-38¾"			
* FC50	1175-46¼"			

reinforcement bracket for shelves in burnished finish

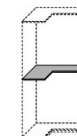
EMR24	1175-46¼"
--------------	-----------

shelf support crosspiece

TRA06	
--------------	--




CORNER SHELF



FCR4	1096-43¾"	30-1⅞"	1096-43¾"
-------------	-----------	--------	-----------

shelf support crosspiece

TRA06



our wardrobes
have been
made to rest
on three solid
foundational ideas:

stability
adjustability
reliability

The aluminium base not only allows quick and simple assembly, but also facilitates any disassembly operations for any time you might move house.

WARDROBES PROGRAM PRESENTATION



Adjustment and levelling foot with a capacity of 100-3 $\frac{3}{8}$ " kg. The adjustment is transmitted along the entire length of the frame in order to avoid imbalances typical of traditional wardrobes with wooden base. The possible adjustment is from 0 to 12mm- $\frac{1}{2}$ "1.

The entire wardrobe distributes the weight uniformly on the structure, ensuring stability over time.



The aluminium profile has a section with differentiated sealing and reinforced points absorb the various pressures of the system.




The removable base allows facilitates cleaning and can also be used as a secret compartment.

GLAMOUR	ELEGANCE	NATURAL
 Bianco giglio	 Bianco neve	 Alloro
 Corda	 Grigio agata	 Verde quarzo
 Tortora	 Grigio polvere	 Verde salvia
 Beige fango	 Grigio nebbia	 Verde timo
 Beige argilla	 Grigio tasmania	
 Marrone corteccia	 Grigio Londra	
 Beige gypso	 Anthracite Gray	
 Grisbeige	 Nero frac	
 Comfort		
 Grigio creta		
 Titanio		

HARMONY

ROMANTIC

ENERGY



CONFORMITY TO SAMPLE


Conformity to the sample should not be understood in an absolute sense since there are margins of tolerance due to product variations (colors, materials, sizes) or caused by environmental factors (light, humidity, etc.). In case of completion of the order at a later time, perfect equality of colors and/or coatings between the original composition and the additional elements is not guaranteed.

N.B.: reproduction of colors on paper may show slight color differences from the originals.




FINISHES

Vetro satinato o lucido retrolaccato
Satin-finished or polished back-lacquered glass

GLAMOUR

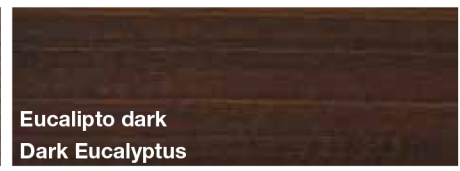




ELEGANCE



FINISHES

WOOD VENEERS



FINISHES

MELAMINES

