

PRESOTTO

**TAVOLINO MW/
MW COFFEE TABLE**
design: **gherardiarchitetti**



INFORMAZIONI TECNICHE

Struttura costituita da un basamento in metallo verniciato con piano di forma rotonda o quadrata.

/TECHNICAL INFO

Structure formed of a varnished metal tube frame with a round or square shaped top.

P

FINITURE

Struttura in metallo verniciato epossidico Nero o in colori Metal Standard. Piani disponibili in laccato opaco o lucido, effetto marmo lucido di sp.12mm.

/FINISHES

Metal frame painted epoxy Black or in Metal Standard colors. Tops available in matt or glossy lacquered, 12mm thick glossy marble effect.

DIMENSIONI

/SIZE

L 630 / W 24 3/4"

L 430 / W 16 7/8"

Ø 630 / H 24 3/4"

Ø 430 / Ø 16 7/8"

P 630/ D 24 3/4"

P 430 / D 16 7/8"

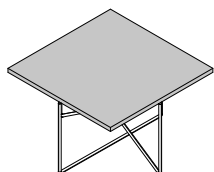
H 383 / H 15 1/8"

H 500 / H 19 5/8"

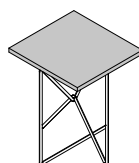
H 383 / H 15 1/8"

H 500 / H 19 5/8"

PRESOTTO

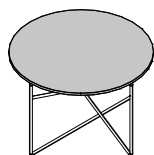


tavolino MW L 630
/MW coffee table H 24 1/4"



tavolino MW L 430
/MW coffee table H 16 7/8"

P



tavolino MW Ø 630
/MW coffee table Ø 24 1/4"



tavolino MW Ø 430
/MW coffee table Ø 16 7/8"