

PRESOTTO

**TAVOLINO EULERO/
EULERO COFFEE TABLE**
design: **gherardiarchitetti**



INFORMAZIONI TECNICHE

Struttura costituita da un telaio di tubolare metallico verniciato a sezione quadrata. Piano superiore di forma quadrata o rettangolare sp.12mm. Disponibile come optional un piano inferiore inserito tra i due trasversi.

/TECHNICAL INFO

Structure formed of a varnished metal tube frame with square sections. Square or rectangular upper top of 12-mm thickness. Optional lower top available inserted in between the two cross bars.

P

FINITURE

Struttura in epossidico nero o laccata in colori Metal Standard. Piano disponibile in laccato opaco, vetro retrolaccato o effetto marmo lucido.

/FINISHES

Structure available in black epoxy or Metal Standard. Top available in matt lacquered, back lacquered glass or glossy marble effect.

DIMENSIONI

/SIZE

L 1285 / W 50 $\frac{5}{8}$ "

L 900 / W 23 $\frac{3}{8}$ "

L 620 / W 24 $\frac{3}{8}$ "

L 450 / W 17 $\frac{3}{4}$ "

P 620 / D 24 $\frac{3}{8}$ "

P 900 / D 34 $\frac{3}{8}$ "

P 620 / D 24 $\frac{3}{8}$ "

P 450 / D 17 $\frac{3}{4}$ "

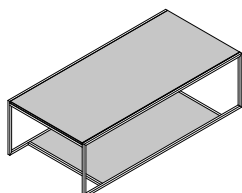
H 380 / H 15"

H 380 / H 15"

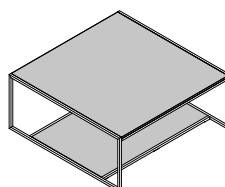
H 380 / H 15"

H 500 / H 19 $\frac{5}{8}$ "

PRESOTTO

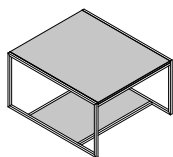


tavolino Eulero L 1285
/Eulero coffee table W 50 $\frac{5}{8}$ "

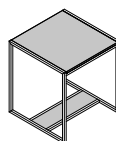


tavolino Eulero L 900
/Eulero coffee table W 23 $\frac{3}{8}$ "

P



tavolino Eulero L 620
/Eulero coffee table 24 $\frac{3}{6}$ "



tavolino Eulero L 450
/Eulero coffee table 17 $\frac{3}{4}$ "